

GENERAL FEATURES

The most important feature of the LTP series position sensors is that they are articulated on both sides. Thanks to the joints, they are capable of angular movement up to max. 30 ° during mounting and operation.

They work as ABSOLUTE because they are measuring with the potentiometric principle, that is, they do not lose their position in case of power off. Potentiometric, 4-20 mA (optional 0-20 mA) or 0-10V analog output options are available.

Because of their linearized conductive plastic resistance alloy and special contacts, they are not affected by wear and operate for a long time with a life cycle of up to 100 million. They are stable by being linear and they measure evenly.

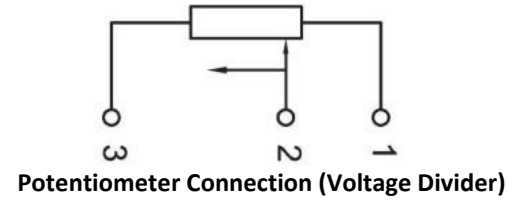
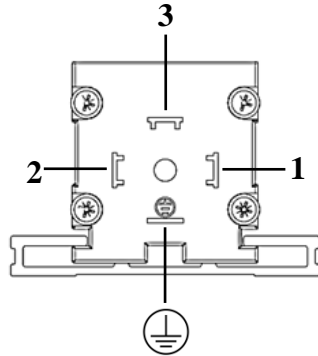
- Double articulated body structure
- $\pm 30^\circ$ maximum angular motion
- Measurement lengths between 50 mm and 1000 mm
- Potentiometric measurement
- Potentiometric, 4-20 mA or 0-10V analog output options
- PVC cable or DIN43650-C socket connection
- Long life up to 100 million movements
- 5 m/s operating speed
- High accuracy
- Compact design

TECHNICAL SPECIFICATIONS

Model	LTP 50	LTP 75	LTP 100	LTP 125	LTP 150	LTP 175	LTP 200	LTP 225	LTP 250	LTP 275	LTP 300	LTP 325	LTP 350	LTP 360	LTP 375	LTP 400	LTP 450	LTP 500	LTP 550	LTP 600	LTP 650	LTP 700	LTP 750	LTP 800	LTP 900	LTP 1000		
Electrical Stroke (mm)	50	75	100	125	150	175	200	225	250	275	300	325	350	360	375	400	450	500	550	600	650	700	750	800	900	1000		
Resistance (KΩ)	5	5	5	5	5	5	5	5	5	5	5	5	5	5	5	5	5	5	5	5	10	10	10	10	10	10		
Resistance Tolerance (±%)	20																											
Independent Linearity	0.2	0.2	0.2	0.2	0.2	0.2	0.2	0.12	0.12	0.12	0.12	0.12	0.12	0.12	0.12	0.12	0.12	0.12	0.1	0.1	0.1	0.1	0.1	0.1	0.1	0.1	0.1	
Repeatability	0.01 mm																											
Max Operating Speed	≤ 5 m/s																											
Resistance Element	Conductive Plastic																											
Output Signal	4-20 mA (optional 0...20 mA), 0-10V or Potentiometric																											
Supply Voltage	For Current and Voltage output models: 12...30 VDC For potentiometric output model: 42V max.																											
Electrical Connection	3 x 0,14 mm ² shielded PVC cable or DIN43650-C socket																											
Mechanical Fixing	With double-sided articulations																											
Operating Temperature	-30°C...+100°C																											
IP Protection Class	IP62																											
Life	100 x 10 ⁶ movements																											
Material	Body: Aluminium Rod: Stainless Steel																											

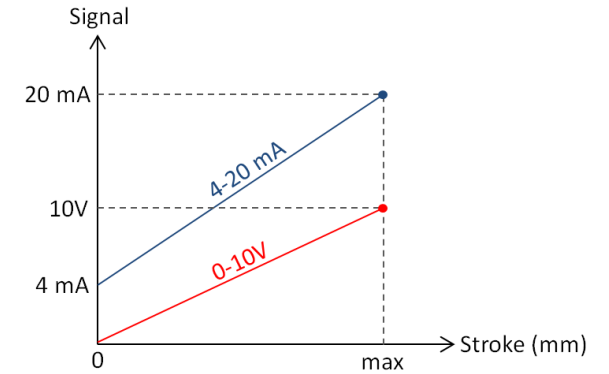
ELECTRICAL CONNECTIONS

SIGNAL	CABLE COLOR	DIN 43650 – C SOCKET
+ V	Red	Pin 1
Output Signal*	Yellow	Pin 2
- V	Black	Pin 3



Potentiometer Connection (Voltage Divider)

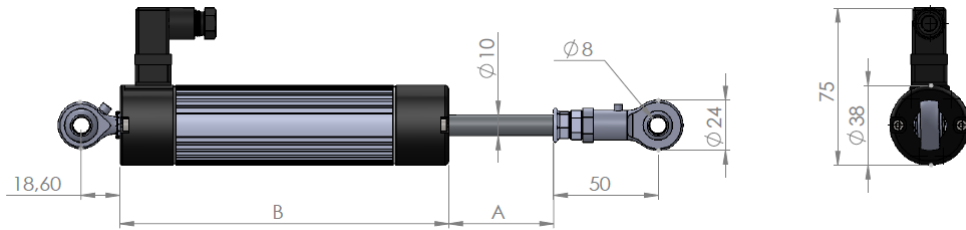
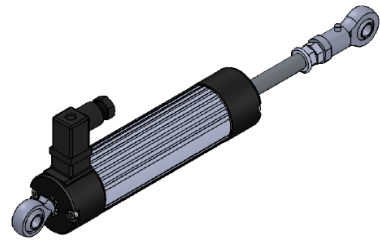
Note: The GND line of the feed and signal output is common. Therefore it can be connected with 3-wire cable.



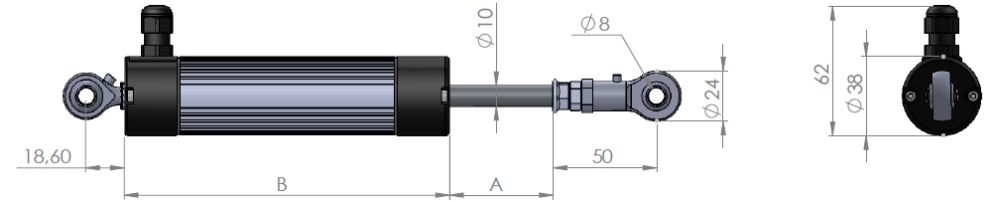
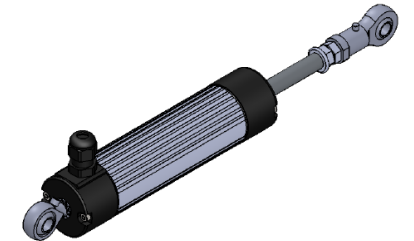
*Output Signal may be potentiometric, 0-10 VDC or 4-20 mA depending on the model (See Product code table).

MECHANICAL DIMENSIONS (mm)

MODEL WITH DIN 43650-C SOCKET




MODEL WITH 3 x 0,14 mm² CABLE




		Stroke (mm)	50	75	100	125	150	175	200	225	250	275	300	325	350	360	375	400	450	500	550	600	650	700	750	800	900	1000
Potentiometric Output	Mechanical Stroke (A)		54	79	104	129	154	179	204	229	254	279	304	329	354	364	379	404	454	504	554	604	654	704	754	804	904	1004
	Body Length (B)		154	179	204	229	254	279	304	329	354	379	404	429	454	464	479	504	545	604	654	704	754	804	854	919	1019	1119
0-10 V Output	Mechanical Stroke (A)		54	79	104	129	154	179	204	229	254	279	304	329	354	364	379	404	454	504	554	604	654	704	754	804	904	1004
	Body Length (B)		154	179	204	229	254	279	304	329	354	379	404	429	454	464	479	504	545	604	654	704	754	804	854	919	1019	1119
4-20 mA Output	Mechanical Stroke (A)		54	79	104	129	154	179	204	229	254	279	304	329	354	364	379	404	454	504	554	604	654	704	754	804	904	1004
	Body Length (B)		159	184	209	234	259	284	309	334	359	384	409	434	459	469	484	509	549	609	659	709	759	809	859	924	1024	1124

SAMPLE APPLICATION FIELDS

- Measuring /control technology
- Manufacturing engineering like woodwork machines, riveting machines, packaging machines etc.
- Hydraulic machines



- Press brakes
- Metal working machines
- Bending machines
- Assembly and test equipment




- Medical applications
- Building technology
- Textile machinery
- Other automation applications





ORDER CODE

Model No				Resistance Value				Electrical Connection			
L	T	P	-	X	-	X	-	X	-	X	
				Measuring Length (Stroke) Different measuring lengths between 50 mm and 1000 mm				Output Signal A: 4-20 mA (*Optional 0-20 mA) V: 0-10 VDC No Code: Potentiometric			
				5K: 5KΩ 10K: 10KΩ				2M: 2 meters PVC cable (*Optionally different cable lengths) No code: DIN 43650-C socket			


Atek Sensor Technologies

 Tuzla KOSB Organize Sanayi Bölgesi Melek Aras Bulvarı, No:67 34956 Tuzla-İstanbul / TURKEY

 Tel: +90 216 399 44 04

 Fax: +90 216 399 44 02

 www.ateksensor.com

 info@ateksensor.com